

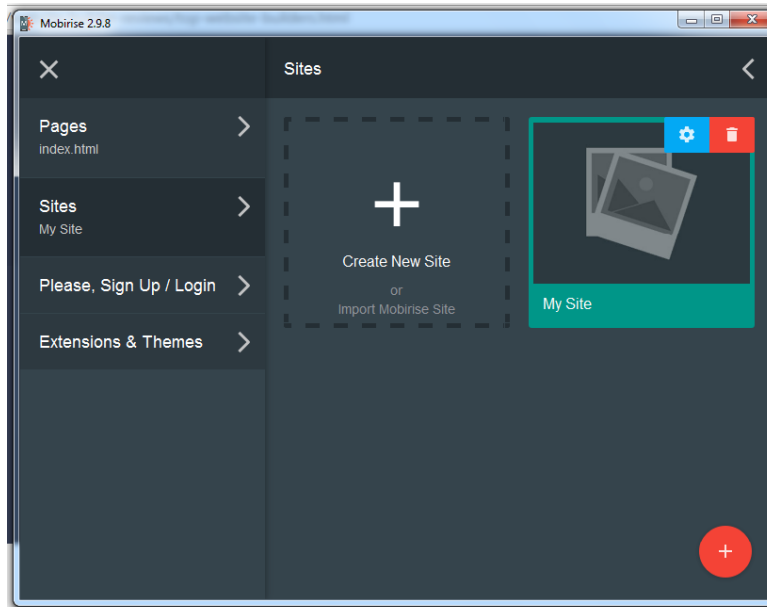
# Easy Website Builder - Mobirise Beginner Guide

## Why should you try Mobirise?

If you are looking for a free and easy website builder, the mobirise is the best software to work with. These are the key aspects which come in with mobirise website builder software:

Mobirise is available for almost all important desktop and smartphone OS. Another thing I like from mobirise is size of the software in PC. Yes it is nearly 28MB only! You can connect them through social media channels like Google plus, Facebook , YouTube and twitter.

## Initial Mobirise dashboard

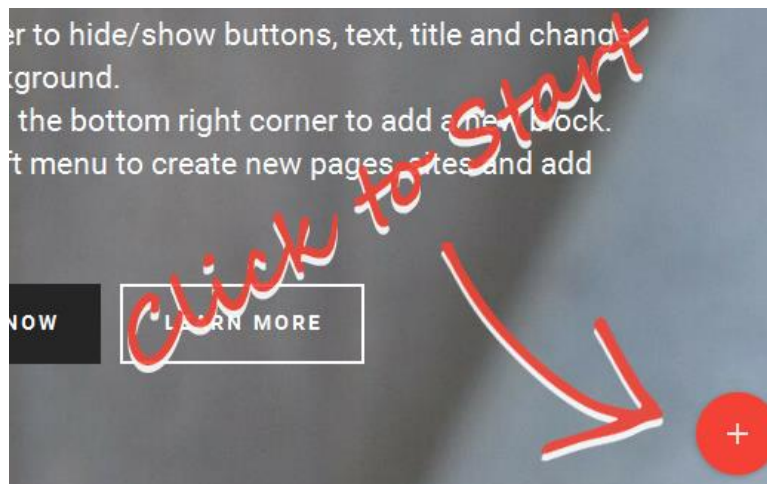


## How to create a new site:

Creating a new site is easier one. Go to, Sites >> Create a new site. Like this you can create more sites.

## Learn how to add blocks & button to your new site

Whenever you click create a new site it shows a symbols to start with rounded plus button which bottom most right corner.



## Features of red + button:

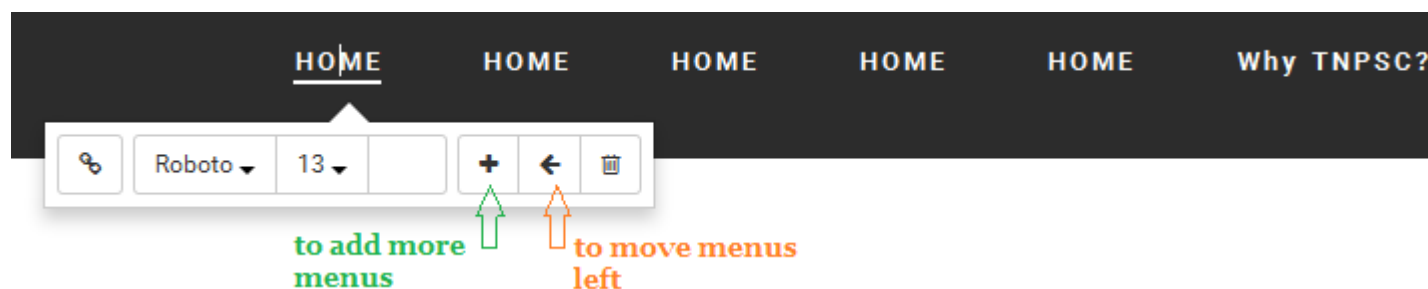
The red + button has various blocks. They are

- Menu bar
- Beautiful header with beautiful images [also slider can be added , YouTube can be embedded ]
- Contents can be placed in columns beautifully + separate articles block available at mobirise.
- Nice Buttons [You can customize the colors]
- Social media buttons
- Stunning pricing tables
- Awesome forms
- Google Maps and footers can be added.

Some other features are parallax effect and animation effects. You can run a video on background without any extra time.

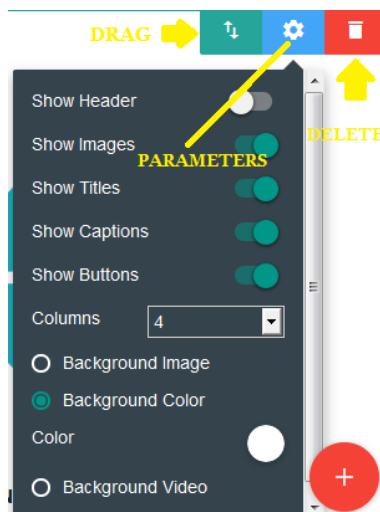
## How to add more menus in mobirise easy website builder?

Click anyone menu .You will see tool-tip more options. In that click “+” icon. A new responsive menu will be added.If you want to rearrange the menu click the left arrow icon.



## List of block features available in mobirise website builder?

Just place mouse cursor on a block it shows drag, parameters, delete a block like below. Nice edit-in-line-content so it's easy to change the content with beautiful font types.



Drag is used to change the positions of the block by up or down. Just use your mouse and drag up or down. Parameter is the main part which helps to switch header on/off. Like header it is possible to switch on/off for images , titles ,captions, buttons. Also Parameter is the place to set background image, video background, color for a block. Delete button can be easily identified with the trash icon which you can delete the block.

This is a condensed version of the tutorial at:

<https://mobirise.com/help/easy-website-builder-mobirise-beginner-guide-163.html>